

A Disease Breaks Free

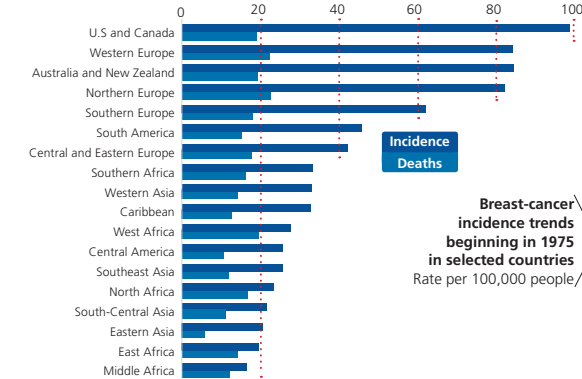
Breast cancer is on the rise. Big countries have the most cases but not always the highest incidence (cases per 100,000 people). Rates in the developing world may be even worse than the spotty data show

The map shows breast-cancer incidence by country

Rate per 100,000 people, 2002

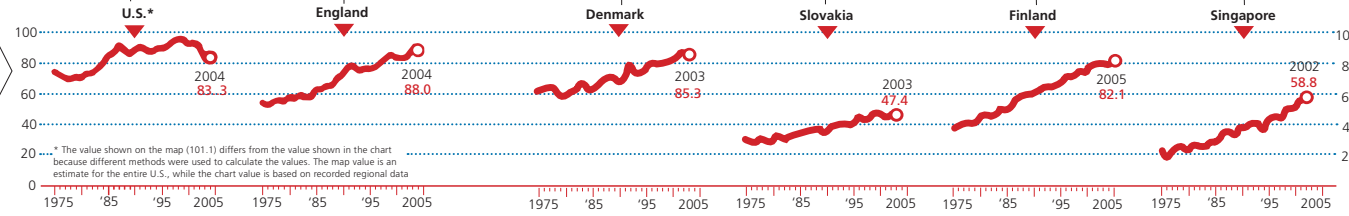


Reported breast cancer by region, rate per 100,000 people, 2002

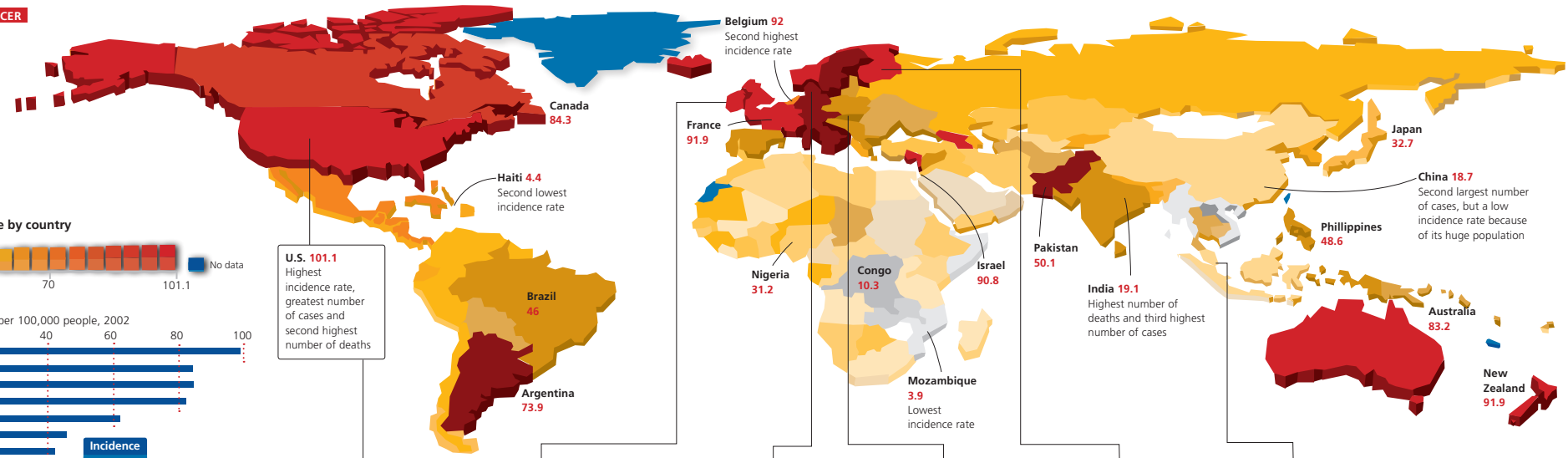


U.S. 101.1
Highest incidence rate, greatest number of cases and second highest number of deaths

Breast-cancer incidence trends beginning in 1975 in selected countries



* The value shown on the map (101.1) differs from the value shown in the chart because different methods were used to calculate the values. The map value is an estimate for the entire U.S., while the chart value is based on recorded regional data



Note: All rates are age-standardized.
Sources: International Agency for Research on Cancer, Danish Cancer Society, www.aicr.nu; National Cancer Institute, www.seer.cancer.gov; National Health Information Centre of the Slovak Republic, www.nor-sk.org; U.K.: National Statistics, www.statistics.gov.uk; National Cancer Centre Singapore, www.nccs.com.sg